



HIGH RES GRAPHICS

Package Explorer

There are no projects in your workspace.
To add a project:

- [Create a Java project](#)
- [Create a project...](#)
- [Import projects...](#)

Outline

There is no active editor that provides an outline.



HIGH RES GRAPHICS

Today's displays
are not 92 dpi
any more



WHERE



HOW

Problems

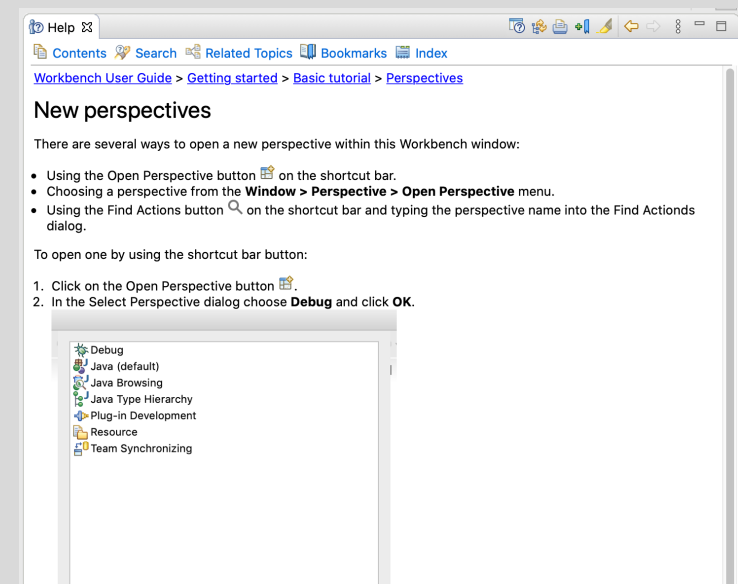
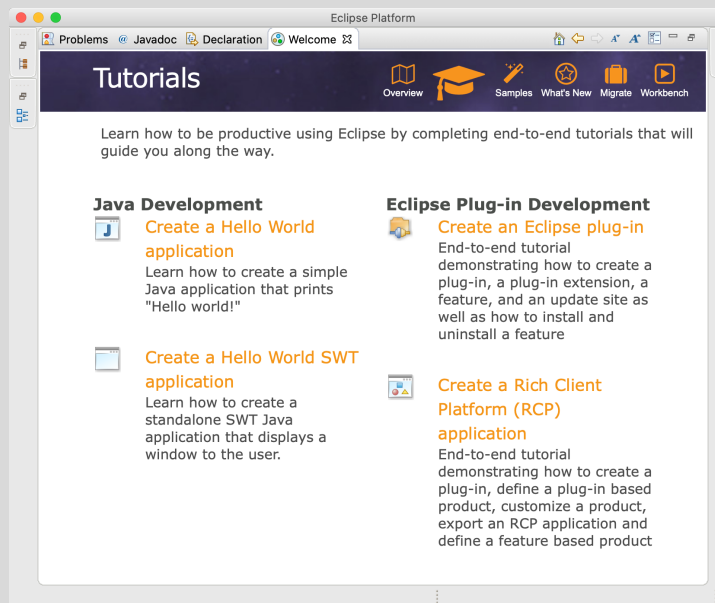
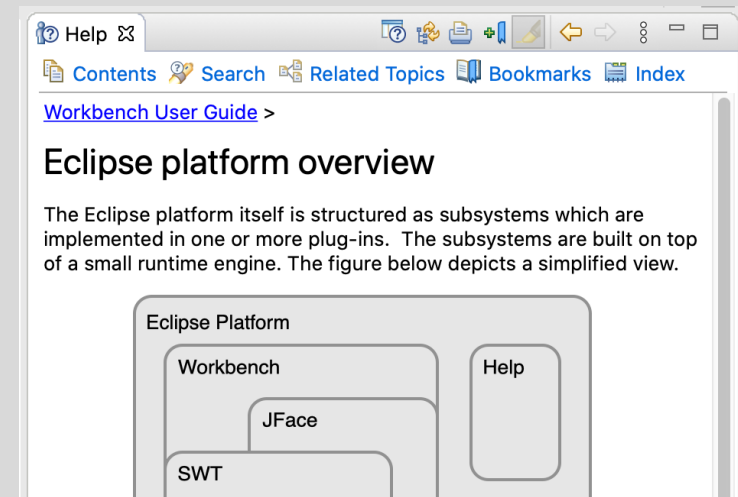
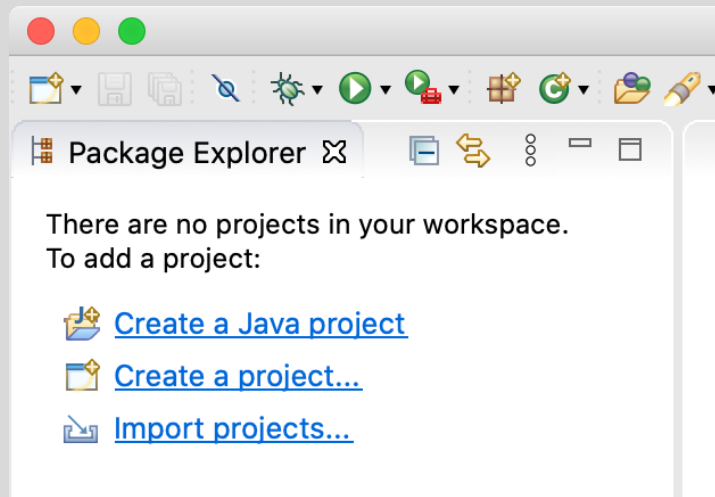
0 items


Description	Resource	Path	Location	Type

@ Javadoc Declaration


Description	Resource	Path	Location	Type







HOW

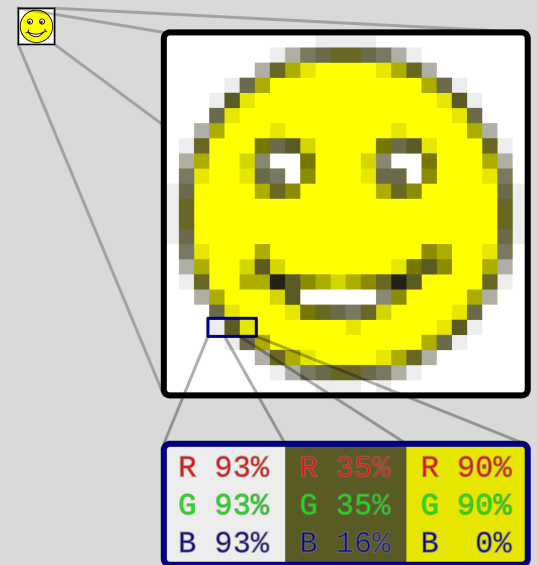


HOW

- Vector Graphics
- High Resolution Raster Graphics

Raster Images

- Encoded as list of pixels
- Fast to read but not very flexible
- Get blurry when scaled up



Vector Images

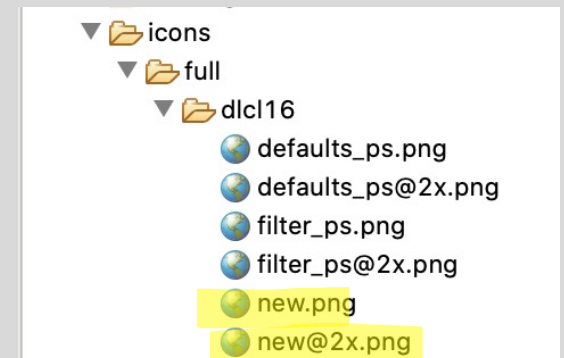
- Encoded as drawing operations
- Slow(er) to read but very flexible
- Stay crisp when scaled up



```
<path inkscape:connector-curvature="0"  
  id="path835"  
  d="m 1,1 3,3"  
  style="..." />
```

Icons

- SWT does not support SVG
- (Re-) Draw icons as SVG
- Generate PNGs in multiple resolutions

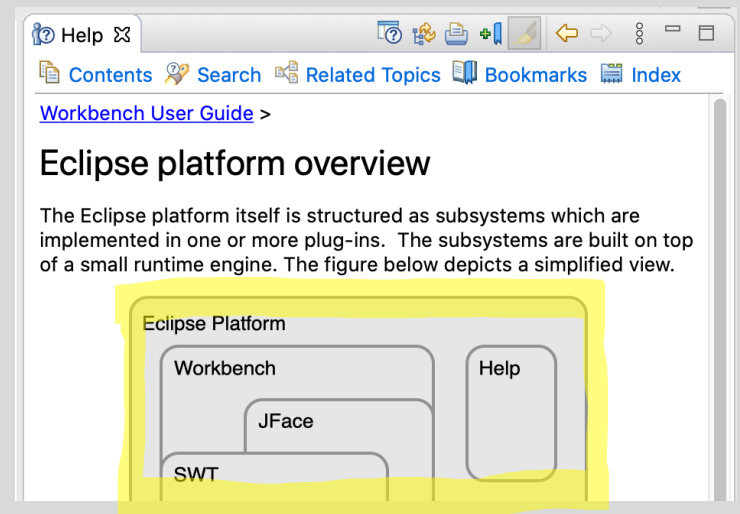
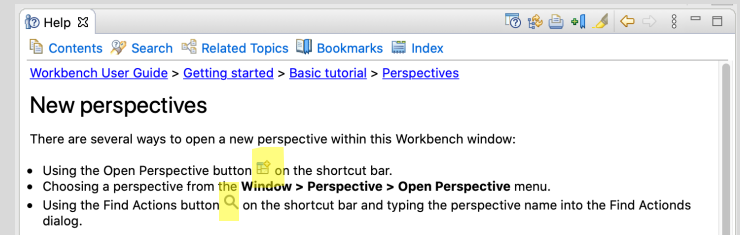


```
<command commandId="..."  
  icon="icons/full/elcl16/new.png"  
  label="%Views.NewPropertySheet"  
  style="push"/>
```

https://bugs.eclipse.org/bugs/show_bug.cgi?id=468945

Documentation I

- Use SVGs directly

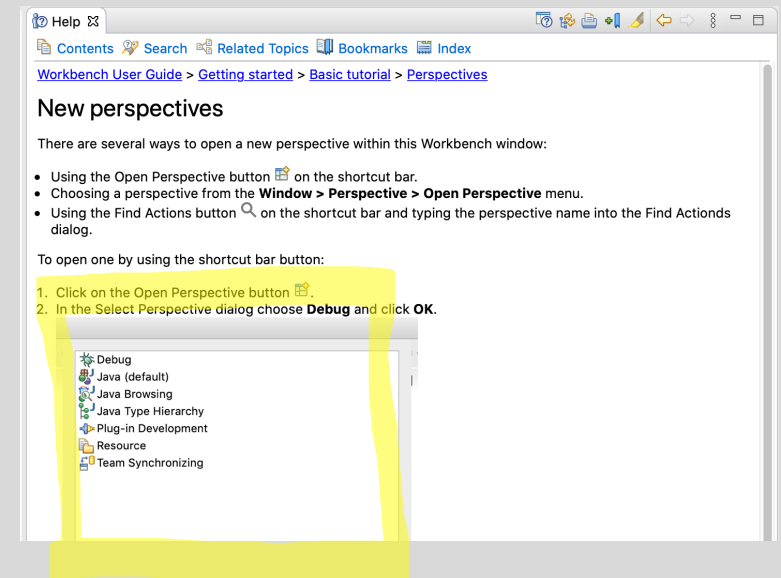


``

https://bugs.eclipse.org/bugs/show_bug.cgi?id=548008

Documentation II

- Don't use screenshots!
- Make high resolution screenshots
- Scale down in HTML code



```

```

https://bugs.eclipse.org/bugs/show_bug.cgi?id=559498

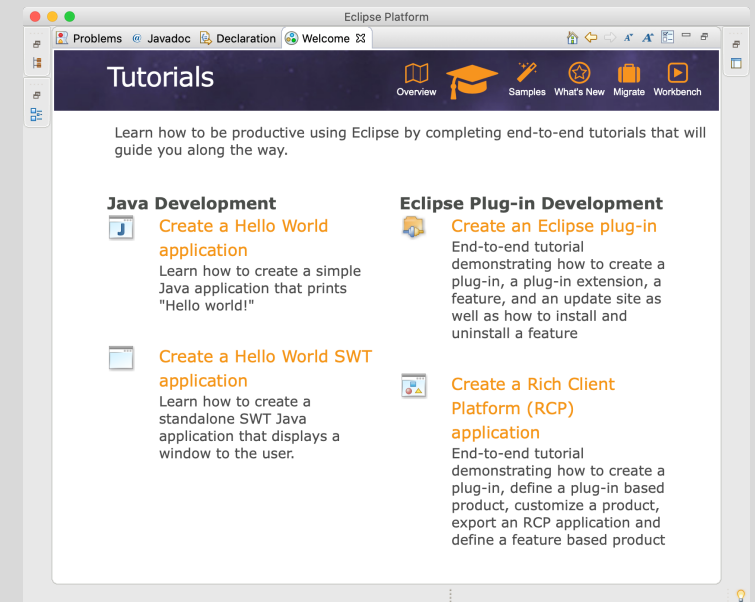
https://bugs.eclipse.org/bugs/show_bug.cgi?id=566988

Welcome Page

- Use SVGs directly

```
<extensionContent id="...">  
  <group label="Java Development">  
    <link id="hello-world">  
      <text>...</text>  
    </link>  
  </group>
```

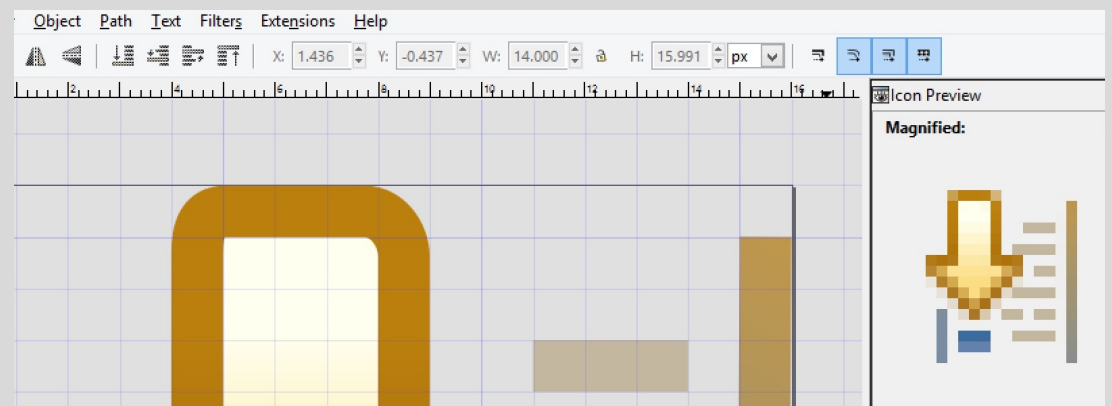
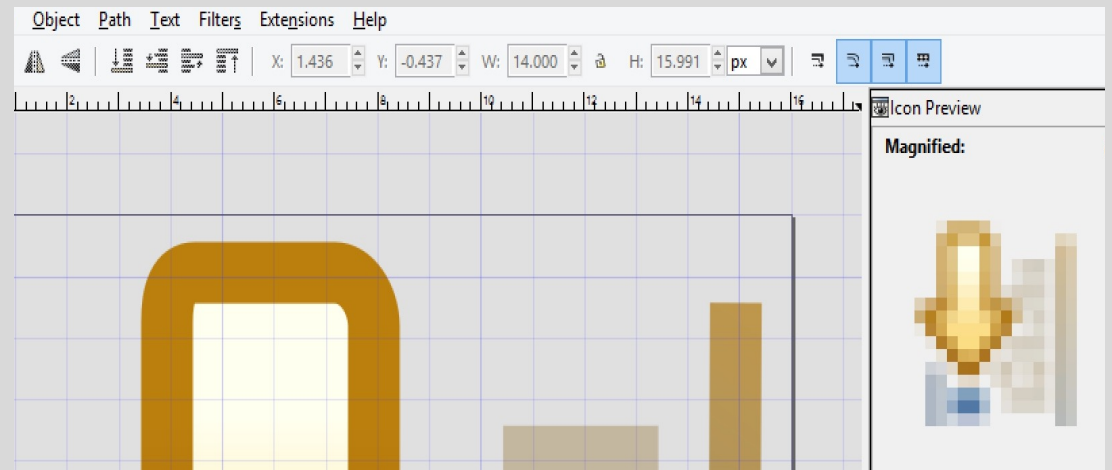
```
a#hello-world img {background-image:url("../javaapp48.svg");}
```



https://bugs.eclipse.org/bugs/show_bug.cgi?id=560465

Icons – Pixel Alignment

- Align at exact pixel borders
- Enable page grid
- Use “snap” function



Icons – Level of Detail

- Not too much detail
- Stroke size 1 px



Icons – Consistent Language

- Use existing elements
- Same color palette



Evaluate the Sessions

- Please help by leaving feedback on the sessions you attend!
- To rate a session, you must be registered for it in Swapcard BEFORE the talk starts.
- Swapcard will prompt you to leave feedback after the end of each session.
- You may also rate a talk by locating the session from the “Agenda” or “My Event” buttons on the Event Home page. Click on the session and look for the “Give your feedback” box.



ECLIPSE
2021 CON

Thank you!

Join the conversation:

 [@EclipseCon](https://twitter.com/EclipseCon) | [#EclipseCon](https://twitter.com/EclipseCon)



ECLIPSE
2021 CON